



Math CLASS Syllabus


Copy the blank syllabus (double sided) for each student.

Distribute and explain to students that they will fill out the expectations as you go over them. Remind them that doodling, sketching, fancy lettering, and coloring are encouraged!

You may be surprised at how much they REMEMBER from your syllabus & procedures as they activate their brains this way. This way, they will be able to follow your guidelines instead of getting confused about which class has which set of expectations.

Also, they are less likely to lose/trash the paper once they are proud of their work on it. The page will become a handy reference sheet that they are excited to pull out when they have a question about the class.

Use the "ADDITIONAL INFO" box when you explain projects, labs, portfolios, retake policies, etc. that your class may have.



Connect with me

Course Info

Homework



SYLLABUS

Course-Content:

Quizzes & Tests

Textbook

TEACHER
CONTACT INFO:

Expectations



Name:

Tutoring / Extra Help:

Name: _____

Absence

SUPPLIES
REQUIRED:



Restroom

Grading:

Technology

Final Exam

Additional Info

RULES:



SAMPLE

Name: _____

Course Info


HONORS Geometry

2nd period
MRS. DANZIGER...

due at BEGINNING of class!

pts. pass. per day

Deductions for:
- late
- incomplete
- missing work



SYLLABUS

Course-Content:

BASICS of GEOMETRY • Proof + Logic •

highlights circles quadrilaterals

Quizzes & Tests

QUIZ: halfway through each chapter
TEST: at the end of each chapter
WARNING: A warm-up may be taken as quiz grade!

Textbook



(none)
mix of discovery labs, notebook activities, etc.

TEACHER CONTACT INFO:

mathgiraffe
bd@gmail.com

... email

or visit our class website for HW, etc.



ext. 2117

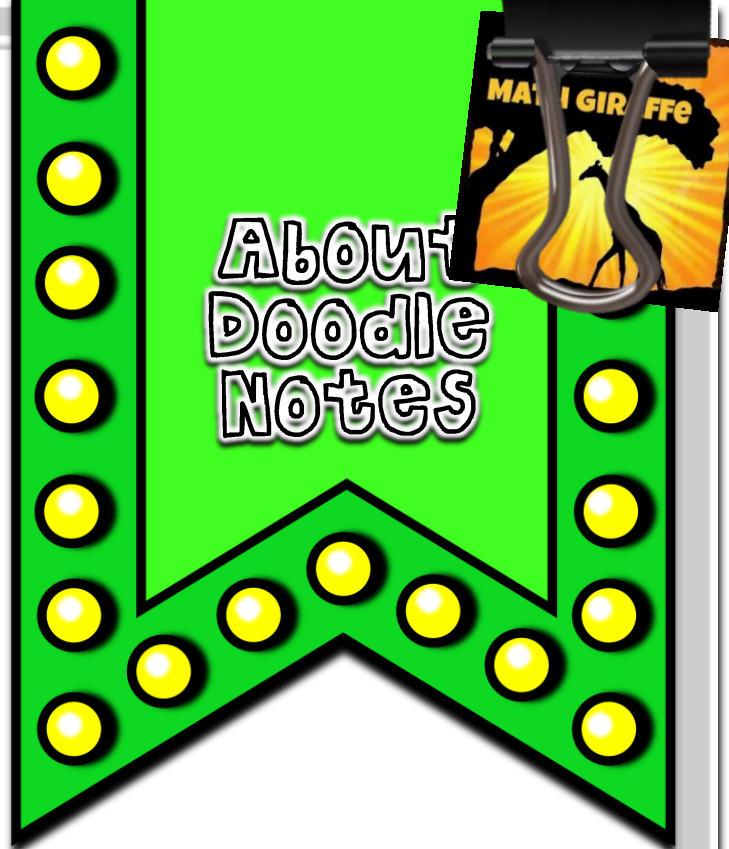
Name: _____

© Copyright 2016 Math Giraffe

Coloring & Doodling in Math Class-

Benefits:

- Increased focus
- Better retention of material
- Stronger learning ability for new content
- Relaxation, decreased stress levels
- Activates both sides of the brain simultaneously for cross-lateral learning



Read more about HOW and WHY to maximize communication between the two hemispheres of your students' brains on the [blog at mathgiraffe.com](http://blog.atmathgiraffe.com)

OR

Watch a [video that shares the research](#) behind this method and a few more examples of incorporating color and doodling in your classroom. In the video, I also share a few physical cross-lateral exercises you can try with your class.

Encourage students to use colored pencils to embellish, add notes, and highlight key ideas!

Click the image to check out more doodle notes!

