

STUDENT RESPONSE CARDS

Print on colored paper and laminate. Use different colors so you can identify responses from a distance (green for “keep going,” yellow for “slow down,” and red for “I need help”)

Students can hold up a card in response to your question. You can see who is on track and keep your class engaged and attentive at the same time.

yes

yes

yes

yes

yes

yes

yes

yes

no

no

no

no

no

no

no

no

ALWAYS

ALWAYS

ALWAYS

ALWAYS

ALWAYS

ALWAYS

ALWAYS

ALWAYS

SOMETIMES

SOMETIMES

SOMETIMES

SOMETIMES

SOMETIMES

SOMETIMES

SOMETIMES

SOMETIMES

NEVER

NEVER

NEVER

NEVER

NEVER

NEVER

NEVER

NEVER

**Keep
Going; I am
With you.**

**Keep
Going; I am
With you.**

**Keep
Going; I am
With you.**

**Keep
Going; I am
With you.**

**Keep
Going; I am
With you.**

**Keep
Going; I am
With you.**

**Keep
Going; I am
With you.**

**Keep
Going; I am
With you.**

**Slow
down,
please.**

**Slow
down,
please.**

**Slow
down,
please.**

**Slow
down,
please.**

**Slow
down,
please.**

**Slow
down,
please.**

**Slow
down,
please.**

**Slow
down,
please.**

**I need
help.**

**I need
help.**

**I need
help.**









**I need
help.**









**I need
help.**









**I need
help.**









**I need
help.**









**I need
help.**











1

1

1

1

1

1

1

1

2

2

2

2

2

2

2

2

3

3

3

3

3

3

3

3
