




Print this free download to allow students to explore ways to organize information when they create sketch / doodle notes!

Or print the completed one for them to just keep as a reference!

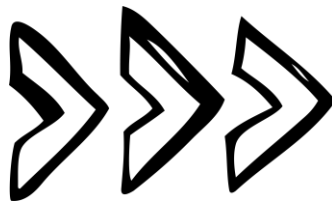
how to use



This will help them build up ideas of how to best organize information with different types of connections and relationships between concepts.

(Give them a mental toolkit of doodle-friendly graphic organizers!)


For easy review templates, get your class this giant deck of 100 graphic organizer cards!




The structure is provided to customize to any lesson (plus blank ones for kids to add their own using ideas from the structures they explored above!)

Click [here to purchase](#).





# Terms of Use



Thanks so much for downloading this file!

This resource is for personal use in your own classroom only. The copyright is owned by Math Giraffe and all rights are reserved.

Permission is granted to copy pages for your own students.

**Placing any part of this file anywhere online is a violation of the Digital Millennium Copyright Act.**

## You may:

- Print this file and distribute it to your students
- Use it in your own classroom

## You may not:

- Upload it on the internet to another site in any form
- Sell it, sell any part of it, or sell anything based upon it
  - Share it without permission

I hope that you and your students enjoy this!

© Copyright 2018 Math Giraffe


## Clip Art & Font Credit



24

# ways to organize information visually


## doodle graphic organizers



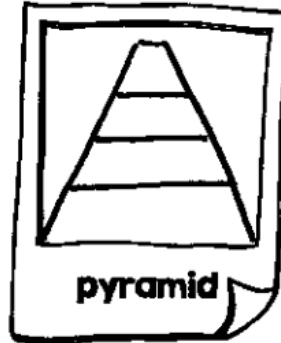
© copyright 2018 Math Grafte



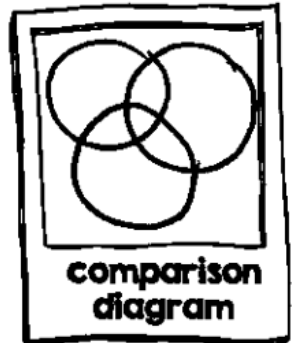
wheel




tree



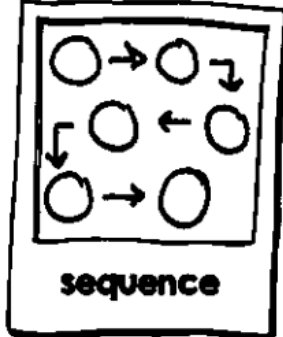
pyramid




comparison diagram




layers



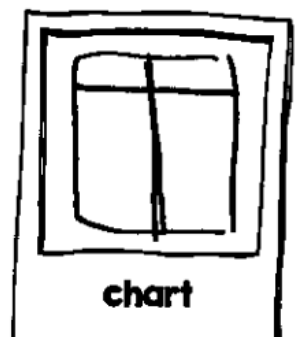
sequence




web




timeline



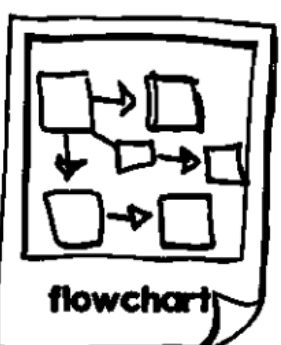
chart




linear diagram




cycle



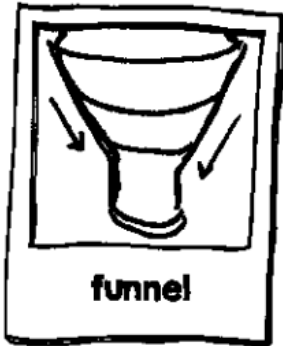
flowchart




linked ideas




ladder



funnel



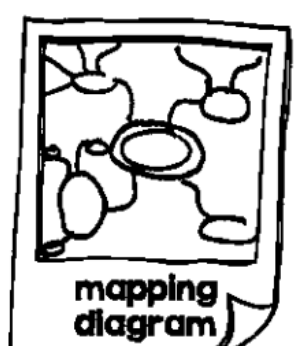
concentric circles



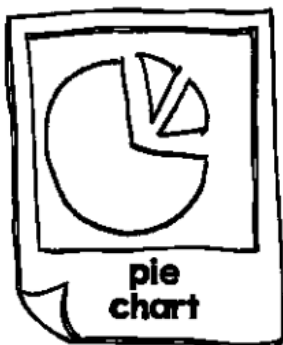
stack




pathway




mapping diagram



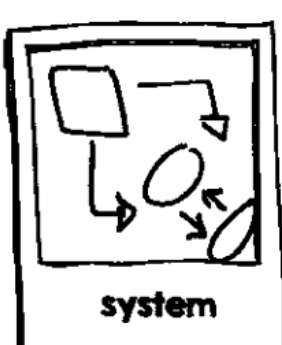
pie chart




cause & effect



arrow



system



steps


24

# ways to organize information visually


## doodle graphic organizers




© copyright 2018 Math Giraffe



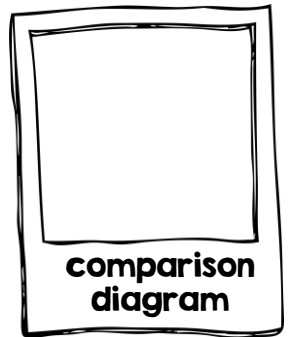
wheel



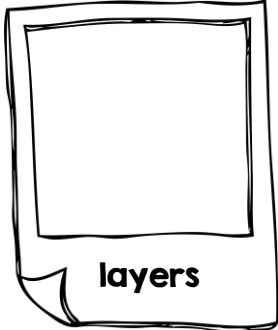
tree




pyramid



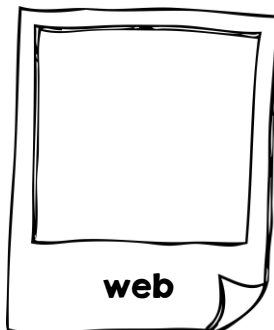
comparison  
diagram




layers



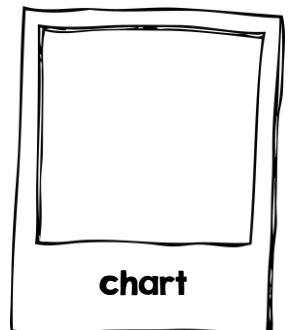
sequence




web




timeline



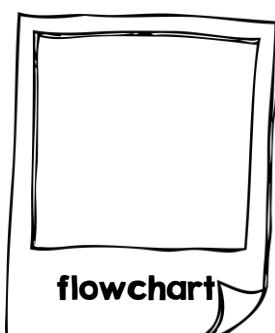
chart




linear  
diagram




cycle




flowchart




linked  
ideas




ladder



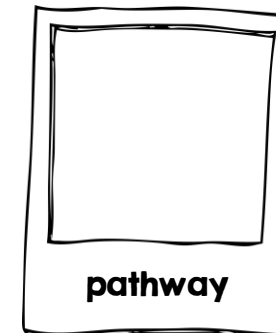
funnel



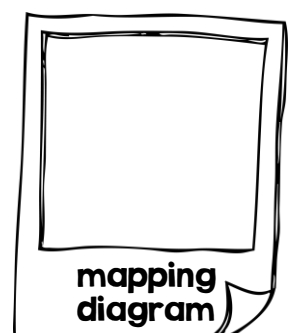
concentric  
circles




stack




pathway




mapping  
diagram



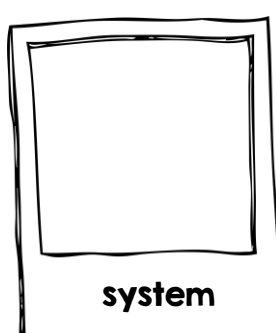
pie  
chart




cause &  
effect



arrow



system



steps



24

# ways to organize information visually

## doodle graphic organizers



© copyright 2018 Math Giraffe

